

E & EH Series – Subminiature Gas

- ▶ MOPD: 175 PSI
- ▶ C_v Range: 0.018 to 0.070
- ▶ 0.65 Watts or 2 Watts

A 2- or 3-way sub-miniature solenoid valve that delivers faster response times—and higher flow rates, the E & EH Series is specifically engineered for air and dry gas applications. A nickel-plated body and coil housing construction produces a highly durable, corrosion resistant valve. With a wattage range of 0.65–2 the E & EH Series provides versatility for power conserving, high pressure, and high flow applications.

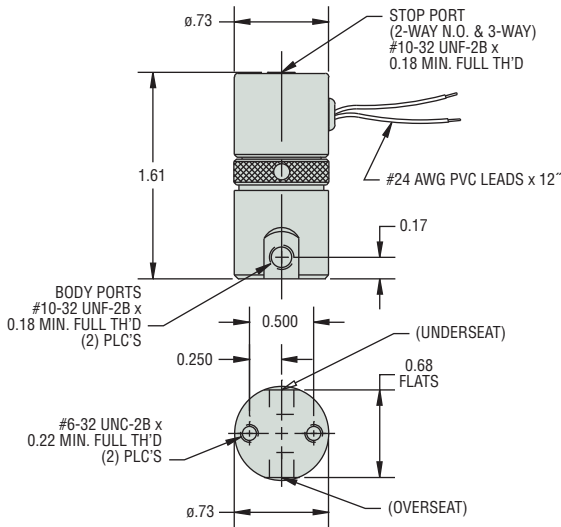
Typical Applications

- Medical and Respiratory Healthcare
- Printing Machinery and Sorting Equipment
- Automated Packaging Equipment
- Air Monitoring Systems

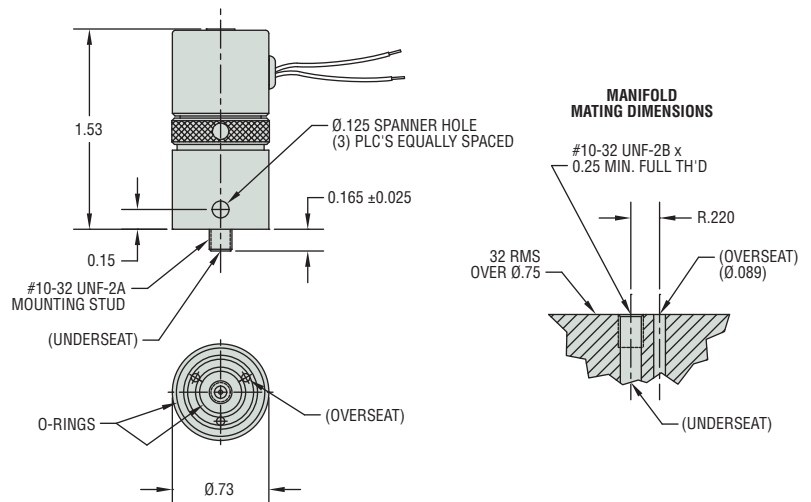


Dimensions

Threaded Port Body

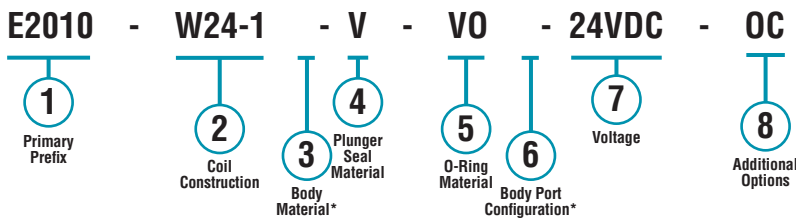


Manifold Mount Body



How To Order

Use the **Bold** characters from the choices listed on the following page to construct a product code.



* Blank entry indicates a "Standard" selection (#10-32 straight thread ports, in this case).

Example:

E2010-W24-1-V-VO-24VDC-OC

E-Series 2-Way N.C. solenoid valve, with 24" lead-wires from an encapsulated coil, nickel-plated brass body, Viton® plunger seal, Viton® o-ring, #10-32 straight thread ports, operating at 24 VDC, and is cleaned for oxygen use.

Part Prefix Table ①

	Power Rating	Orifice		MOPD (psig)	C _v		① Primary Prefix
		Body	Stop		Body	Stop	
2-WAY N.C.	0.65W	1/32	—	125	0.018	—	E2010
		3/64	—	70	0.023	—	E2011
		1/16	—	40	0.036	—	E2012
		5/64	—	20	0.070	—	E2013
	2W	1/32	—	175	0.018	—	EH2010
		3/64	—	150	0.023	—	EH2011
		1/16	—	100	0.036	—	EH2012
		5/64	—	50	0.070	—	EH2013
2-WAY N.O.	0.65W	—	1/32	125	—	0.018	E2210
		—	3/64	70	—	0.023	E2211
		—	1/16	40	—	0.032	E2212
	2W	—	1/32	175	—	0.018	EH2210
		—	3/64	150	—	0.023	EH2211
		—	1/16	100	—	0.032	EH2212
3-WAY N.C. Line Connection	0.65W	1/32	1/32	125	0.018	0.018	E3110
		3/64	3/64	70	0.023	0.023	E3111
		1/16	1/16	40	0.036	0.032	E3112
	2W	1/32	1/32	175	0.018	0.018	EH3110
		3/64	3/64	150	0.023	0.023	EH3111
		1/16	1/16	100	0.036	0.032	EH3112
3-WAY N.O.	0.65W	1/32	1/32	125	0.018	0.018	E3210
		3/64	3/64	70	0.023	0.023	E3211
		1/16	1/16	40	0.036	0.032	E3212
	2W	1/32	1/32	175	0.018	0.018	EH3210
		3/64	3/64	150	0.023	0.023	EH3211
		1/16	1/16	100	0.036	0.032	EH3212
3-WAY Multi Purpose	0.65W	1/32	1/32	80	0.018	0.018	E3310
		3/64	3/64	40	0.023	0.023	E3311
		1/16	1/16	20	0.036	0.032	E3312
	2W	1/32	1/32	150	0.018	0.018	EH3310
		3/64	3/64	100	0.023	0.023	EH3311
		1/16	1/16	50	0.036	0.032	EH3312
3-WAY Directional Control	0.65W	1/32	1/32	135	0.018	0.018	E3410
		3/64	3/64	80	0.023	0.023	E3411
		1/16	1/16	45	0.036	0.032	E3412
	2W	1/32	1/32	190	0.018	0.018	EH3410
		3/64	3/64	165	0.023	0.023	EH3411
		1/16	1/16	80	0.036	0.032	EH3412

② Coil Construction

(blank) = Tape-wrapped, Class-B, with lead-wires (12" long)*
 W__ = Lead-wires, non-standard length (specify in inches)
 1 = Encapsulated coil
 5 = Encapsulated coil with 0.110 spade terminals
 10 = Rectified coil for AC voltage (2 watt only)

③ Body Material

(blank) = Nickel-plated brass*

④ Plunger Seal Material

(blank) = Nitrile*
 V = Viton®
 E = EPR
 MQ = Silicone

⑤ O-Ring Material

(blank) = Nitrile*
 VO = Viton®
 EO = EPR
 MQO = Silicone

⑥ Body Port Configuration

(blank) = #10-32 straight thread ports*
 BM = M5 x 0.8 ports
 MM = Manifold mount with #10-32 threaded stud†
 MM2 = Manifold mount with M5 x 0.8 threaded stud†
 BO = Bottom under-seat port (max orifice = 1/16")

⑦ Voltage

__VDC = DC (specify voltage)
 __VAC = AC rectified 2-watt only (specify voltage)

⑧ Additional Options

OC = Cleaned for oxygen use
 QQ = Quiet operation (2-way N.C.)
 VAC = Vacuum application (0 to 29.5" Hg)

* Standard selection; will be used unless otherwise specified.
 Standard selections are not referenced in final part number.

† Teflon® o-ring not suitable for manifold mount.

Gems specializes in the design and manufacturing of custom solenoid valves and fluidic systems. If you don't see what you're looking for, or have a question, contact us at 800-378-1600 or info@gemssensors.com.